



Filip Tanay

EMPL Refugee Task Force and Thematic Analysis Unit  
European Commission

# Skills, Education, Integration

1 June 2017

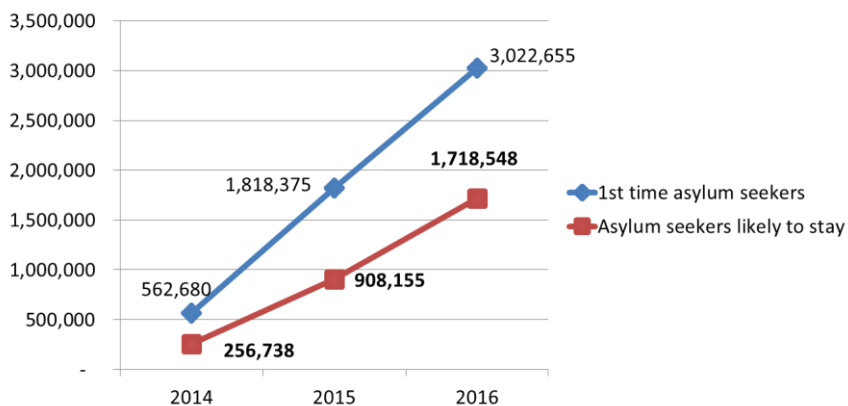
\*The content of this presentation is the opinion of the author and does not necessarily represent the official position of the European Commission.

Employment, Social Affairs and Inclusion

## Developments in migration situation



### Quite a few arrivals many of whom are likely to be granted refugee status



Source: Eurostat

Employment, Social Affairs and Inclusion



The image shows the cover of the report "Employment and Social Developments in Europe Annual Review 2016". The cover is orange and features the European Commission logo at the top. Below the logo, the title "Employment and Social Developments in Europe" is written in white, followed by "Annual Review 2016" in a smaller font. At the bottom of the cover, there are several icons representing different aspects of employment and social development, such as a magnifying glass, a bar chart, a gear, a person, a laptop, and a network diagram.

# EMPLOYMENT AND SOCIAL DEVELOPMENTS IN EUROPE 2016

## Small point on methodology



**Situation of those that arrived prior to 2014**

**Age: 15-64 age group**

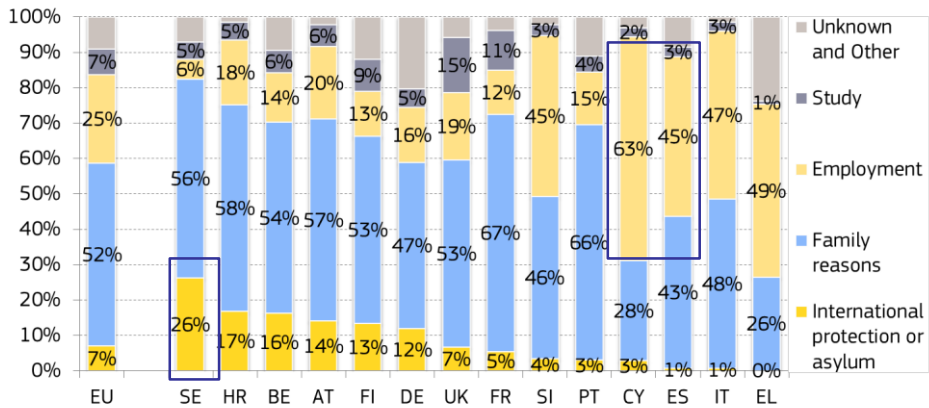
**Year: 2014**

**EU-25 (without DK, IE and NL)**

## Share of refugees




### Only 7% at EU level but this differs across EU Member States



Source: Own calculations based on 2014 EU LFS ad hoc module



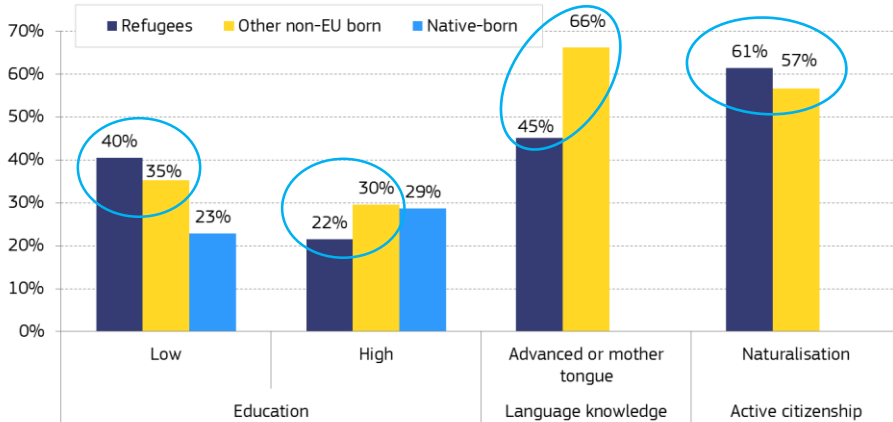
## Social situation



## Social outcomes



### Refugees are less likely to be fluent in the host-country language but more likely to naturalise



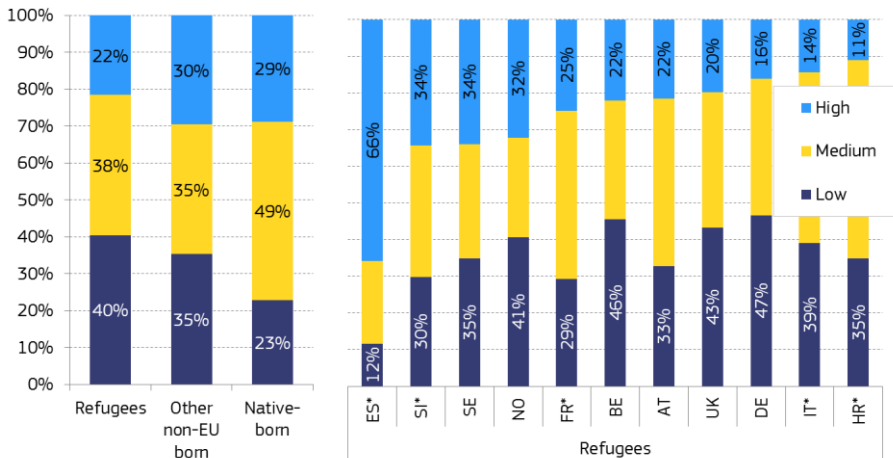
Source: Own calculations based on 2014 EU LFS ad hoc module

Employment, Social Affairs and Inclusion

## Social outcomes



### But varies a lot by country



Source: Own calculations based on 2014 EU LFS ad hoc module

Employment, Social Affairs and Inclusion



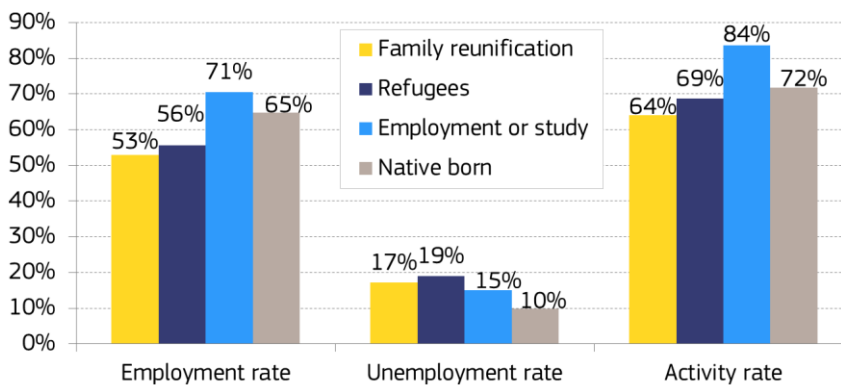
# Labour market outcomes



## Labour market outcomes



### Refugees have a difficult situation on the labour market



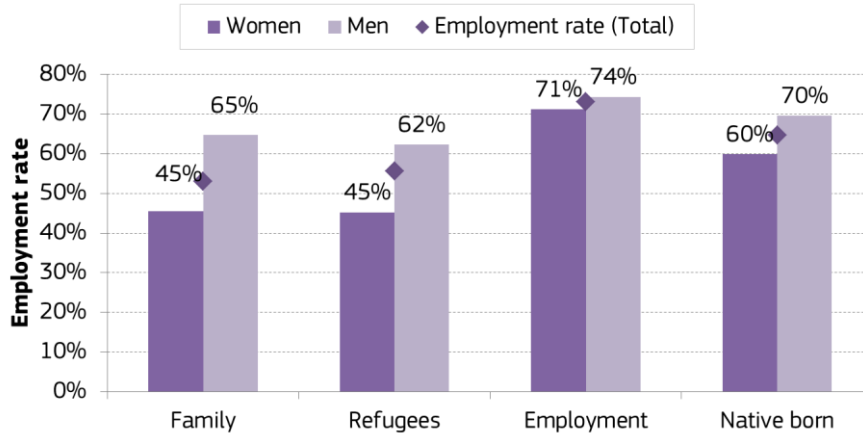
Source: Own calculations based on 2014 EU LFS ad hoc module

Social Europe

## Labour market outcomes



### And even lower for women, especially for refugees



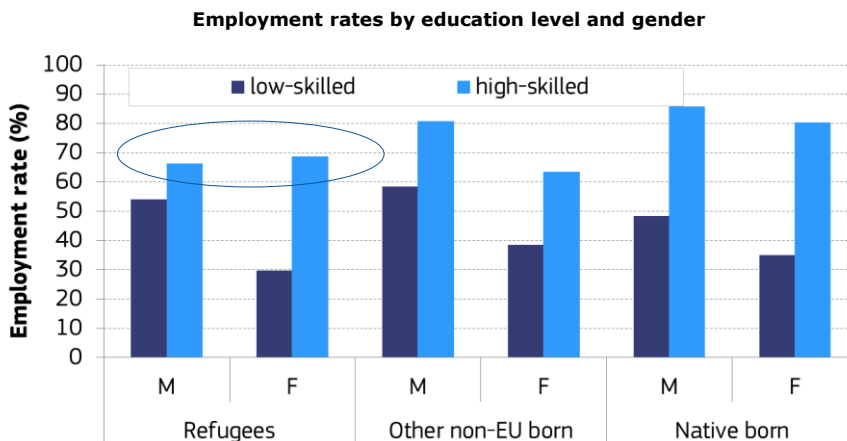
Source: Own calculations based on 2014 EU LFS ad hoc module



## Labour market outcomes



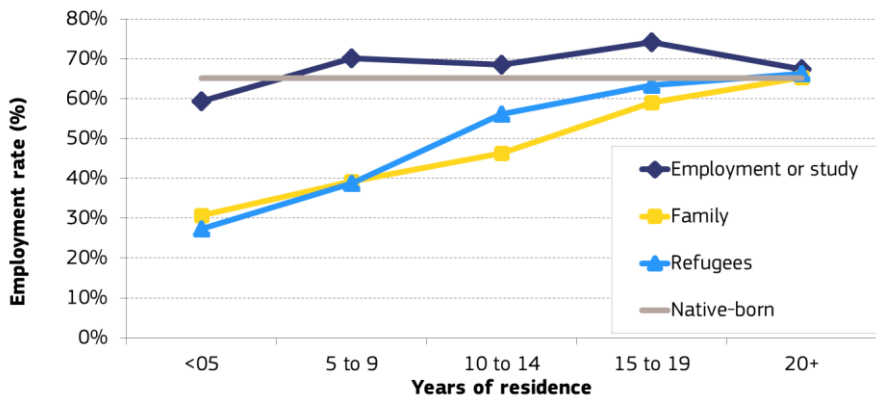
### ...but varies greatly with education



Source: Own calculations based on 2014 EU LFS ad hoc module



## Employment outcomes of refugees catch up with time, but it takes up to 20 years



Source: Own calculations based on 2014 EU LFS ad hoc module

## How can integration programmes help? What works?

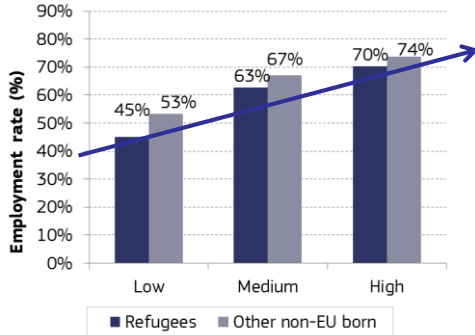


## What works



# Education helps a lot

Employment rates of refugees and other non-EU born by education level in the European Union, 15-64, 2014



Source: Own calculations based on 2014 EU LFS ad hoc module

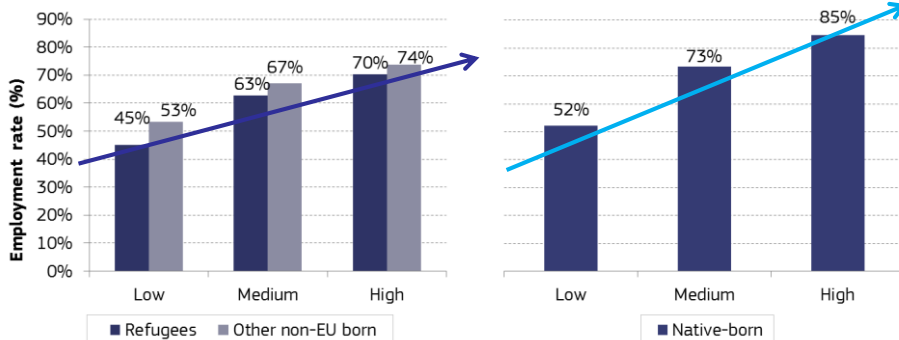
Employment, Social Affairs and Inclusion

## What works



# Education helps a lot - yet return could be higher

Employment rates of refugees and other non-EU born by education level in the European Union, 15-64, 2014



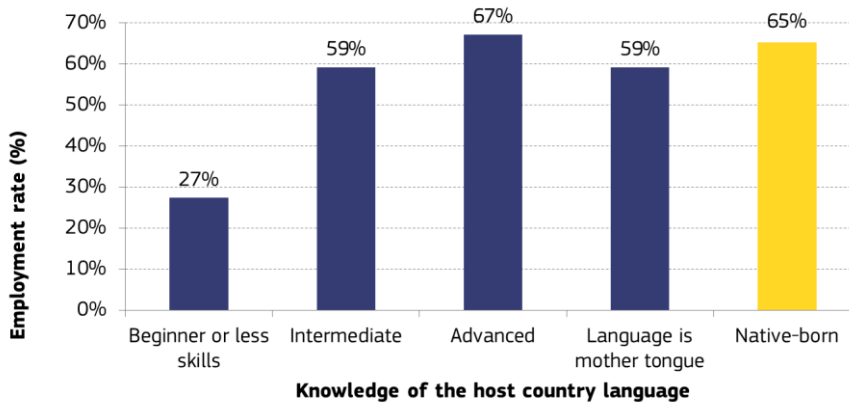
Source: Own calculations based on 2014 EU LFS ad hoc module

Employment, Social Affairs and Inclusion

## What works



### Having intermediate language **skills** gives a big boost to employment chances



Source: Own calculations based on 2014 EU LFS ad hoc module

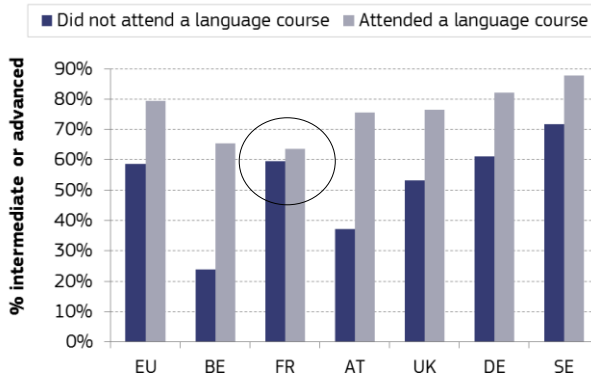


## What works



### ...but important to make sure it is to a sufficient level

Refugees with an intermediate or advanced knowledge of the language by language course attendance, 15-64, 2014



Source: Own calculations based on 2014 EU LFS ad hoc module



Highest level of language training provided to refugees (A1-C2)

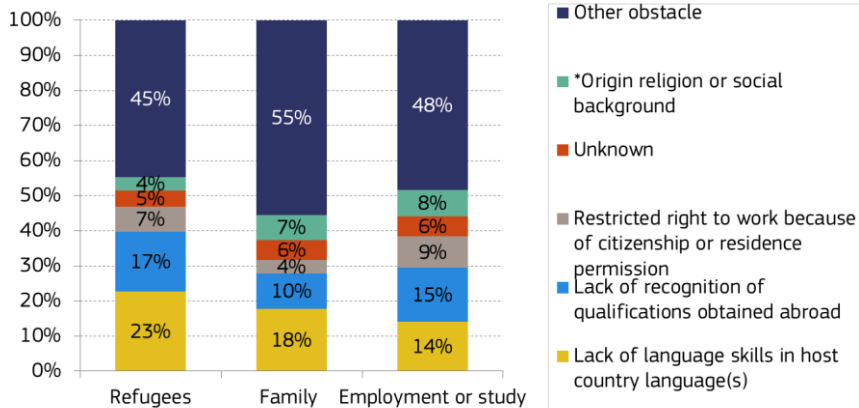
AT	B2
BE	C1
DE	C1
FR	A2
SE	B1
UK	B1

## What works



### Many obstacles (but not easy to measure)

Main obstacles to get a job, 15-64, 2014



Source: Own calculations based on 2014 EU LFS ad hoc module



## *New Skills Agenda (adopted June 2016)*

&

## *Upskilling pathways (December 2016)*



## Main features of the New Skills Agenda relating (also) to migrants

**1. Upskilling pathways ("Skills Guarantee")** for the Low educated in general (adopted 19 Dec by Council)

**2. Make skills and qualifications more visible and comparable**



## Main features of the Skills Agenda relating (also) to migrants

**1. Upskilling pathways ("Skills Guarantee")** for the Low educated in general

- Skills assessment
- Upskilling low skilled in general
- Opportunities to have skills validated and recognised

"Provide an offer of education and training [...] meeting the needs identified by the skills assessment. For **migrants from third countries**, include, as appropriate, **opportunities for language learning and preparation for training.**"





## Main features of the Skills Agenda relating (also) to migrants

1. **Upskilling pathways** ("Skills Guarantee") for the Low educated in general
2. **Make skills and qualifications more visible and comparable**
  - EQF with third countries
  - Skills Profile Tool
  - Work with national authorities to improve recognition of migrants' skills and qualifications



**Thank you for your attention**



**For more info: [filip.tanay@ec.europa.eu](mailto:filip.tanay@ec.europa.eu)**

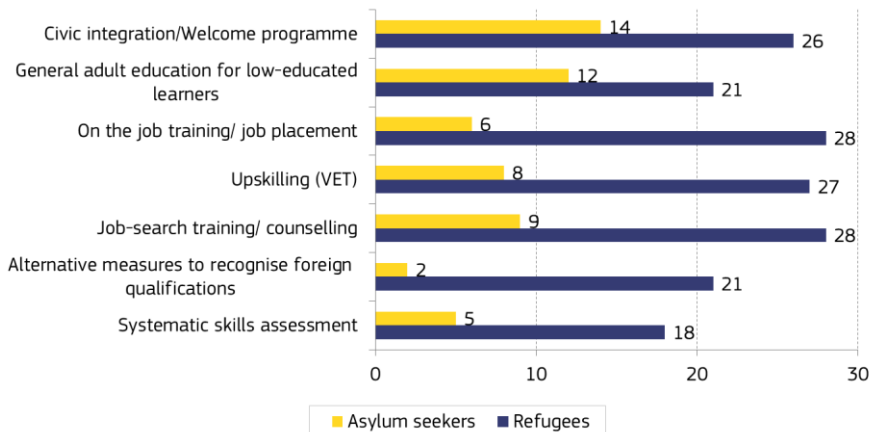


## Mapping availability of policies

A	B	D	E	F	G	H	I	J	
	Target group: Refugees (Subsidiary protection)	Austria	Belgium	Bulgaria	Cyprus	Czech Republ	Germany	Denmark	
	Yes/no/some	AT	BE	BG	CY	CZ	DE	DK	
Granting Asylum	Average duration of asylum procedure (until 1st instance) in months <sup>1</sup>	6-12 months	less than 6 months	6-12 months	more than 12 months	less than 6 months	less than 12 months	less than 6 months	
	Min (to max) length of residence permit granted to refugees in years	Unlim	<b>TANAY Filip (EMPL):</b> EPEO May 2016: "In the language courses an A2 and sometimes a B1 level can be achieved...Some can then get language courses up to the level B2/C1. In order to be able to enrol in vocational training or to be placed as an expert of professional worker with medium-level qualifications."  EMN country report on DE (Feb 2016) says "Two types of language courses are available. One is acquisition of language through the integration course stipulated by the Residence Act, the other the occupation-related course, currently implemented through the occupation related language promotion for people with a migratory background (ESF-BAMF programme)."  *					3	
Integration	Integration approach for refugees (mainstreaming, hybrid or tailored)*	Hybrid						Hybrid	
	Support continues for a while when employment is obtained <sup>3</sup>	No						No	Some
Skills assessment	Systematic skills assessment in place	No but pilot						Yes	Yes
	=> By whom? (PES, separate agency)	PES, provided by a training						PES	PES
	Alternative measures to recognise foreign qualifications	No	No	Yes	Yes	Some	Yes		
Training	Language training	Yes	Yes	Yes	Yes	Yes	Yes	Yes	
	=>Highest level provided	B2	C1	A2	C2		C1	C1	
	Job-search training/ counselling	Yes	Yes	Yes	Yes	Yes	Yes	Yes	
	Upskilling (VET)	Yes	Yes	Yes	Yes	Yes	Yes	Yes	



## Mapping availability of policies

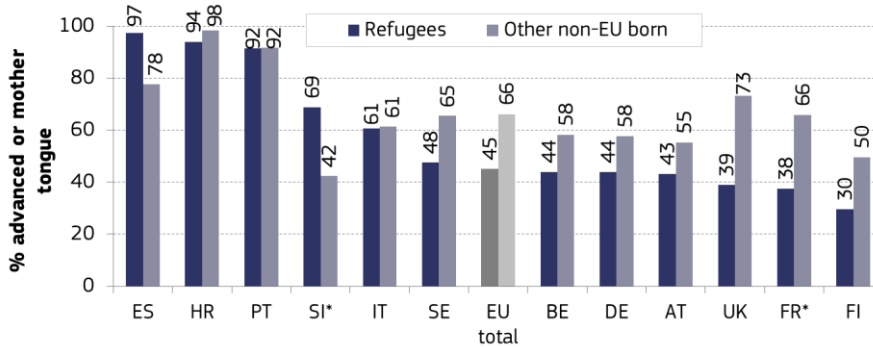


## Social outcomes



### Refugees are less likely to speak the host-country language...

Share of refugees and other non-EU born who report having at least advanced knowledge of the host-country language, 15-64, 2014



Source: Own calculations based on 2014 EU LFS ad hoc module

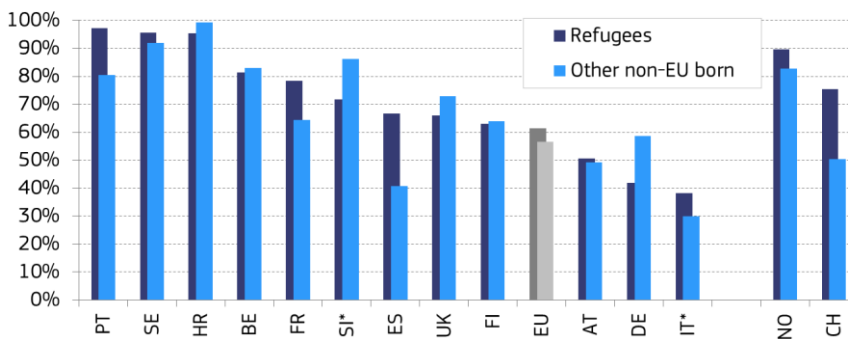
Employment, Social Affairs and Inclusion

## Social outcomes



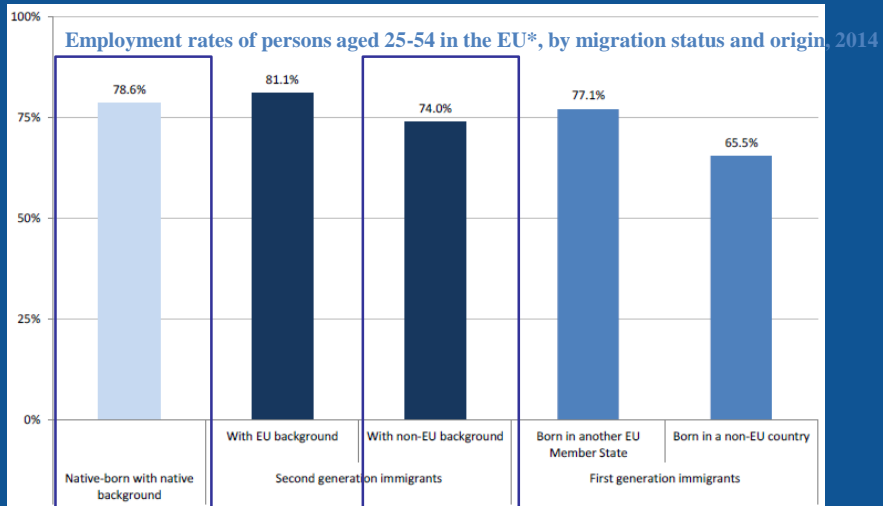
### ...but tend to be more likely to naturalise

Share of nationals among non-native born who have been in the country for at least 10 years, by category, 15-64, 2014



Source: Own calculations based on 2014 EU LFS ad hoc module

Employment, Social Affairs and Inclusion



Source: Eurostat

Directorate-General  
Social Affairs  
and Inclusion